
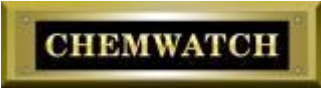



Trent University Information for Students in the Sciences

https://www.trentu.ca/scienceservices/science-safety-program	<p>Science Safety training Required by all students working in labs at Trent</p>
	<p>Building Access</p> <p>After-hours building access is restricted and you will require an activated campus ID card to swipe entry.</p> <p>To request access your supervisor must email: Chris Williams cwilliams@trentu.ca</p> <ul style="list-style-type: none"> • Include your full name, • campus card number (specifically the 5 digits following the asterisk * or plus + sign) • building(s) and access points you require
<p>https://www.trentu.ca/scienceservices/</p> 	<p>HECHMET chemical inventory</p> <p>Trent University is using a database to document existing and newly ordered lab chemicals. As part of the inventory we have access to a safety data sheet (SDS) database called Chemwatch</p> <ul style="list-style-type: none"> ➤ Use link on left to access
<p>https://www.trentu.ca/scienceservices/sites/trentu.ca/scienceservices/files/documents/Icon%20based%20HECHMET%20barcodes_poster_amended.OCX</p>	<p>Ordering chemicals for your lab</p> <p>To enable the HECHMET chemical inventory system it is critical that you follow 'how to order chemicals' process.</p>
<p>https://www.trentu.ca/print-post/welcome-campus-shipping-receiving-centre-src</p>	<p>Shipping & Receiving (SRC)</p> <ol style="list-style-type: none"> 1. We have inter-department mail service –you can send mail and packages internally. <ul style="list-style-type: none"> ➤ Receiving delivery of a product for your lab? <ul style="list-style-type: none"> • Remember to include your supervisor's name on the address label. This is required so Mailroom knows where to direct the shipment. • Do not use your name for lab deliveries! ➤ If you send samples via courier (UPS) the form has to signed by your supervisor with their research account number. UPS form on the SRC website.
<p>https://www.trentu.ca/chemistry/contact/science-stores</p>	<p>Ethyl alcohol (95% & 100%)</p> <p>If you use ethyl alcohol (aka ethanol or EtOH) in your research, you must document all usage. This is a requirement by law under Revenue Canada</p> <ul style="list-style-type: none"> • See the link on the left for information and associated forms
<p>Information on lab services can be found at https://www.trentu.ca/scienceservices/science-facilities/lab-services</p>	

https://www.trentu.ca/scienceservices/science-facilities/disposal-laboratory-waste	Chemical Waste We do not discard chemical wastes down the sink. There are specific waste drop off points and processes to follow.
https://www.trentu.ca/scienceservices/science-facilities/lab-services	Liquid Nitrogen (LN2) If you require the use of LN2 in your research, you must first receive training. <ul style="list-style-type: none"> Your supervisor must email to authorize training. Contact Angela angelasikma@trentu.ca Email must Include: <ul style="list-style-type: none"> ✓ your full name, ✓ And written authorization for you to receive training for use of LN2 in the lab ✓ After email is received, I will schedule training directly with you
https://www.trentu.ca/scienceservices/science-facilities/lab-services	Compressed gas storage Our gas provider will deliver tanks to specific drop off points i.e. DNA A, DNA B or SC Loading docks. <ul style="list-style-type: none"> ➤ Process under “compressed gases (cylinders)” link on left
https://www.trentu.ca/scienceservices/sites/trentu.ca.scienceservices/files/documents/Autoclave%20training_all%20units%202019.pdf	Autoclaves Device that uses steam to inactivate bacteria, virus, fungi, spores—ensures sterility Used when making media, sterilizing some lab wastes etc. <ul style="list-style-type: none"> ➤ Do not use until you have received training and are familiar with processes
https://www.trentu.ca/scienceservices/sites/trentu.ca.scienceservices/files/documents/HOW%20to%20store%20samples%202021%20ICON.pdf	Shared Walk-in fridges and freezers There are a number of shared or common large, walk-in fridges and freezers for sample storage It is important that you organize your samples!
 <p>Trent Security Systems Ltd. Monitoring station: 705-743-9774 PASS CODE NO. <u>19-xx-00xx zone 22</u> System monitored: <i>DNA Axx/-80C Ultralow Freezer</i></p>	Remote alarm (Trent Security Systems Limited/TSSL) Some of the systems we use are remotely monitored for system failure. Examples would be the walk-in fridges, a -80°C ultralow freezer in your lab. If the unit temp rises too high, the alarm gets sent to a company who alerts Trent University
Numbers to know	
Campus Security 705-748-1328 non-emergency 705-748-1333 emergency line Know your civic building address https://www.trentu.ca/riskmanagement/emergency-management/911-addresses	
Conserve energy-do your part	
<ul style="list-style-type: none"> Close the fume hood sash in the lab when not in use—this has the potential to save the annual energy use of up to 3.5 homes Turn off the lights and computers 	